

Luminaire

Code 1728XX (3000K)
Name 1728 (3000K)
Line OFFSET- HIGH COMFORT DIFFUSER

Measurem.

Code 1728XX (3000K)
Name 1728 (3000K)

Source Data

Code 5753716	Correlated Color Temperature (CCT) 3000K	Q.ty 1
Name 1x LED STRIP 13.7W 650mA	Color rendering index (CRI) 90	
Line		

Measurement data

Coordinate system CG	Symmetry Type Double Symmetrical
Date 16-10-2024	Maximum Gamma Angle 180°
Measurement Distance 3.85m	Measurement Flux 591.0 lm
Maximum 1355.52 cd/klm	Position C=0.0° G=0.0°
Remarks This photometry has been performed using a bench power supply.	

Electrical Parameters

Channel 1	Channel 2
Voltage 0.00 V	Voltage 20.90 V
Current 0.00 A	Current 0.65 A
Power 0.00 W	Power 13.60 W
Frequency 0 Hz	Frequency 0 Hz
Power Factor 0.00	Power Factor 0.00

Environmental Parameters

Temperature 25.1 °C	Air Speed 0.0 m/s
Humidity 49.2 %	

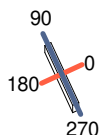
Luminaire Dimensions

Rectangular Luminaire	Length 400 mm	Width 40 mm	Height 70 mm
Rectangular Luminous Area	Length 11 mm	Width 250 mm	Height 0 mm
Horizontal Luminous Area	0.002750 m2	Emitting area on Plane 180°	0.000000 m2
Emitting area on Plane 0°	0.000000 m2	Emitting area on Plane 270°	0.000000 m2
Emitting area on Plane 90°	0.000000 m2	Glare area at 76°	0.000665 m2

Photometric Assessment

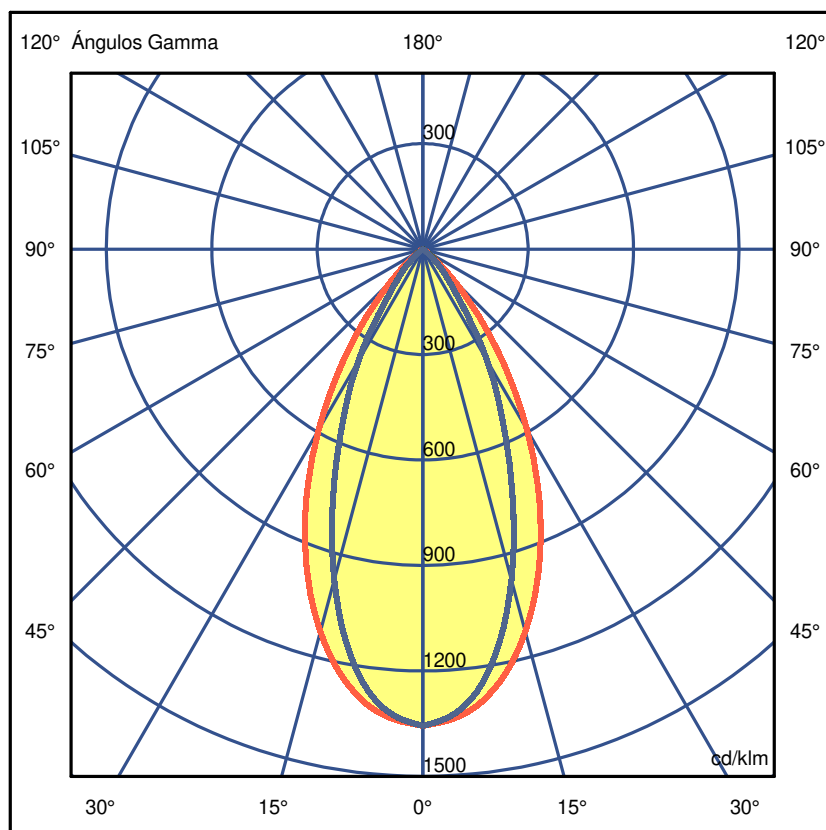
Luminaire Flux 591.0 lm	Source Flux 591.0 lm
Efficacy 43.459 lm/W	Efficiency 100.0 %
CIE Flux Codes 93 100 100 100 100	D DIN 5040 A60
F UTE 1.00 A	B NBN BZ 1

400mm x 40mm



Semiplanos C
180.0 0.0
270.0 90.0

ULOR 0.00 %
DLOR 100.00 %
RN 0.00 %



Luminaire

Code 1728XX (3000K)

Name 1728 (3000K)

Measurem.

Code 1728XX (3000K)

Name 1728 (3000K)

Luminaire Flux	591 lm	Luminaire Power	13.6 W	Efficacy	43.459 lm/W	Efficiency	100.00%
Source Flux	591 lm	Maximum value	1355.52 cd/klm	Position	C=0.00 G=0.00	CG	Double Symmetrical

Luminous Intensity Table cd/klm Table 1/1

	C 0.00	C 90.00
G 0.0	1356	1356
G 5.0	1328	1309
G 10.0	1252	1177
G 15.0	1126	974
G 20.0	965	746
G 25.0	783	537
G 30.0	591	366
G 35.0	406	199
G 40.0	246	113
G 45.0	123	63
G 50.0	43	22
G 55.0	15	0
G 60.0	6	0
G 65.0	2	0
G 70.0	0	0
G 75.0	0	0
G 80.0	0	0
G 85.0	0	0
G 90.0	0	0
G 95.0	0	0
G100.0	0	0
G105.0	0	0
G110.0	0	0
G115.0	0	0
G120.0	0	0
G125.0	0	0
G130.0	0	0
G135.0	0	0
G140.0	0	0
G145.0	0	0
G150.0	0	0
G155.0	0	0
G160.0	0	0
G165.0	0	0
G170.0	0	0
G175.0	0	0
G180.0	0	0

Luminaire

Code 1728XX (3000K)

Name 1728 (3000K)

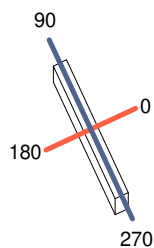
Measurem.

Code 1728XX (3000K)

Name 1728 (3000K)

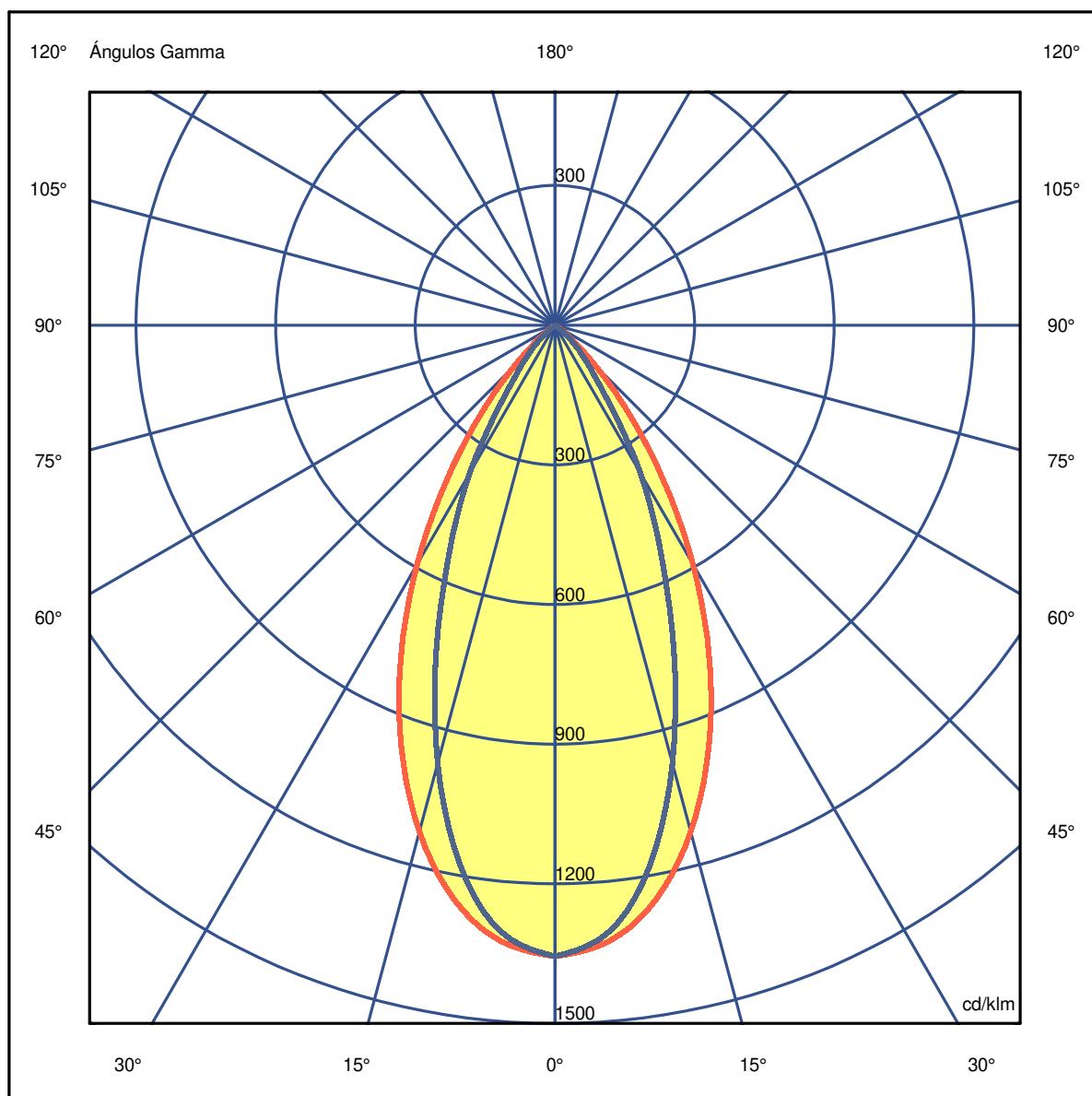
Luminaire Flux	591 lm	Luminaire Power	13.6 W	Efficacy	43.459 lm/W	Efficiency	100.00%
Source Flux	591 lm	Maximum value	1355.52 cd/klm	Position	C=0.00 G=0.00	CG	Double Symmetrical

400mm x 40mm



Semiplanos C

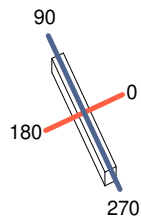
180.0 ————— 0.0
270.0 ————— 90.0



Luminaire
Code 1728XX (3000K)
Name 1728 (3000K)
Measurem.
Code 1728XX (3000K)
Name 1728 (3000K)

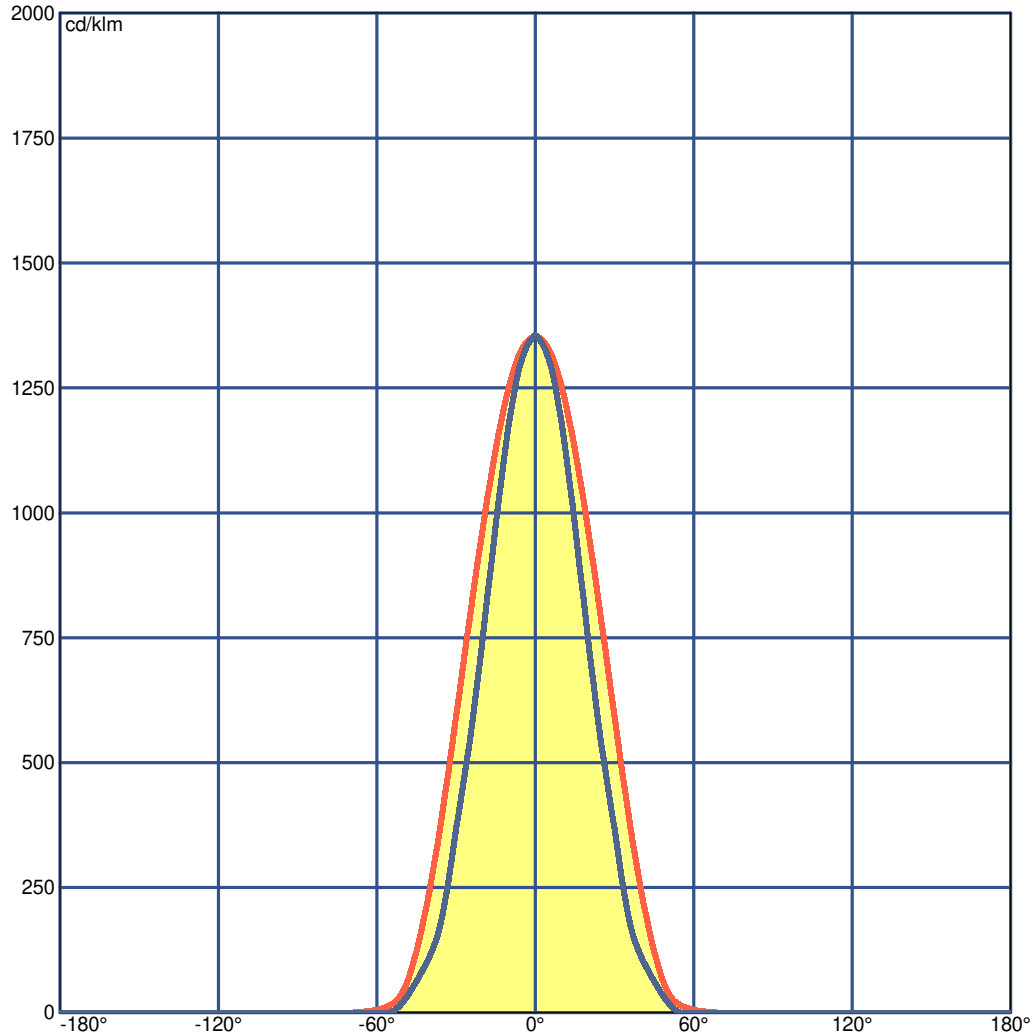
Luminaire Flux	591 lm	Luminaire Power	13.6 W	Efficacy	43.459 lm/W	Efficiency	100.00%
Source Flux	591 lm	Maximum value	1355.52 cd/klm	Position	C=0.00 G=0.00	CG Double Symmetrical	

400mm x 40mm



Semiplanos C

180.0 ————— 0.0
270.0 ————— 90.0



Luminaire

Code 1728XX (3000K)

Name 1728 (3000K)

Measurem.

Code 1728XX (3000K)

Name 1728 (3000K)

Luminaire Flux	591 lm	Luminaire Power	13.6 W	Efficacy	43.459 lm/W	Efficiency	100.00%
Source Flux	591 lm	Maximum value	1355.52 cd/klm	Position	C=0.00 G=0.00	CG	Double Symmetrical

UGR
S = 0.250

Reflectancies										
Ceiling/Cavity	0.7	0.7	0.5	0.5	0.3	0.7	0.7	0.5	0.5	0.3
Walls	0.5	0.3	0.5	0.3	0.3	0.5	0.3	0.5	0.3	0.3
Working Plane	0.2	0.2	0.2	0.2	0.2	0.2	0.2	0.2	0.2	0.2
Room Dimensions	Lateral View					Viewed Endwise				
x=2H y=2H	20.2	21.0	20.5	21.1	21.3	17.7	18.4	17.9	18.6	18.8
x=2H y=3H	20.1	20.7	20.4	21.0	21.2	17.6	18.2	17.8	18.4	18.7
x=2H y=4H	20.0	20.6	20.3	20.9	21.1	17.5	18.1	17.8	18.3	18.6
x=2H y=6H	20.0	20.5	20.3	20.8	21.1	17.4	18.0	17.7	18.2	18.5
x=2H y=8H	19.9	20.4	20.2	20.7	21.0	17.4	17.9	17.7	18.2	18.5
x=2H y=12H	19.9	20.4	20.2	20.7	21.0	17.3	17.8	17.7	18.1	18.4
x=4H y=2H	20.0	20.6	20.3	20.9	21.1	17.5	18.1	17.8	18.3	18.6
x=4H y=3H	19.9	20.4	20.2	20.7	21.0	17.4	17.9	17.7	18.2	18.5
x=4H y=4H	19.8	20.2	20.2	20.6	20.9	17.3	17.7	17.6	18.0	18.4
x=4H y=6H	19.7	20.1	20.1	20.5	20.8	17.2	17.6	17.6	17.9	18.3
x=4H y=8H	19.7	20.0	20.1	20.4	20.8	17.2	17.5	17.6	17.9	18.3
x=4H y=12H	19.7	19.9	20.1	20.3	20.7	17.1	17.4	17.5	17.8	18.2
x=8H y=4H	19.7	20.0	20.1	20.4	20.8	17.2	17.5	17.6	17.9	18.3
x=8H y=6H	19.6	19.9	20.0	20.3	20.7	17.1	17.3	17.5	17.7	18.2
x=8H y=8H	19.6	19.8	20.0	20.2	20.7	17.0	17.2	17.5	17.7	18.1
x=8H y=12H	19.5	19.7	20.0	20.1	20.6	17.0	17.1	17.5	17.6	18.1
x=12H y=4H	19.7	19.9	20.1	20.3	20.7	17.1	17.4	17.5	17.8	18.2
x=12H y=6H	19.6	19.8	20.0	20.2	20.7	17.0	17.2	17.5	17.7	18.1
x=12H y=8H	19.5	19.7	20.0	20.1	20.6	17.0	17.1	17.5	17.6	18.1

Luminaire

Code 1728XX (3000K)

Name 1728 (3000K)

Measurem.

Code 1728XX (3000K)

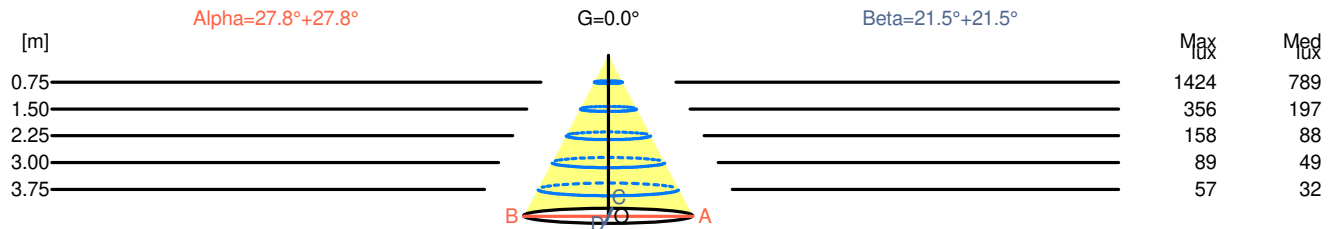
Name 1728 (3000K)

Luminaire Flux	591 lm	Luminaire Power	13.6 W	Efficacy	43.459 lm/W	Efficiency	100.00%
Source Flux	591 lm	Maximum value	1355.52 cd/klm	Position	C=0.00 G=0.00	CG Double Symmetrical	

Width at 50.00 % of Max Intensity

H[m]	0.75	1.50	2.25	3.00	3.75	H[m]	0.75	1.50	2.25	3.00	3.75
OA	0.39	0.79	1.18	1.58	1.97	OC	0.30	0.59	0.89	1.18	1.48
OB	0.39	0.79	1.18	1.58	1.97	OD	0.30	0.59	0.89	1.18	1.48

Luminous Intensities [cd/klm]											
	0	5	15	25	35	45	55	65	75	85	
OA	801.17	784.97	665.57	463.05	239.99	72.51	8.69	0.93	0.00	0.00	
OB	801.17	784.97	665.57	463.05	239.99	72.51	8.69	0.93	0.00	0.00	
OC	801.17	773.74	575.57	317.26	117.33	37.00	0.00	0.00	0.00	0.00	
OD	801.17	773.74	575.57	317.26	117.33	37.00	0.00	0.00	0.00	0.00	



H[m]	D[m]	Max lux	Med lux	Alpha=27.8°+27.8°	G=0.0	
0.75	0.79	1424	789			
1.50	1.58	356	197			
2.25	2.37	158	88			
3.00	3.16	89	49			
3.75	3.95	57	32			

H[m]	D[m]	Max lux	Med lux	Beta=21.5°+21.5°	G=0.0	
0.75	0.59	1424	789			
1.50	1.18	356	197			
2.25	1.78	158	88			
3.00	2.37	89	49			
3.75	2.96	57	32			

Luminaire

Code 1728XX (3000K)

Name 1728 (3000K)

Measurement

Code 1728XX (3000K)

Name 1728 (3000K)

Luminaire Flux	591 lm	Luminaire Power	13.6 W	Efficacy	43.459 lm/W	Efficiency	100.00%
Source Flux	591 lm	Maximum value	1355.52 cd/klm	Position	C=0.00 G=0.00	CG Double Symmetrical	

Flujo Total=591.04 Flujo Luminaria=591.04

RI	0.60	0.80	1.00	1.25	1.50	2.00	2.50	3.00	4.00	5.00	10.00	20.00
DRR	0.68	0.73	0.79	0.83	0.86	0.91	0.94	0.96	0.98	0.99	1.00	1.01
RC	-	-	-	-	-	-	-	-	-	-	-	-

Flujo Zonal por 1000 Lúmenes

Y°	10	20	30	40	50	60	70	80	90	100	110	120	130	140	150	160	170	180
ZF(Y)	123	414	717	912	988	999	1000	1000	1000	1000	1000	1000	1000	1000	1000	1000	1000	1000

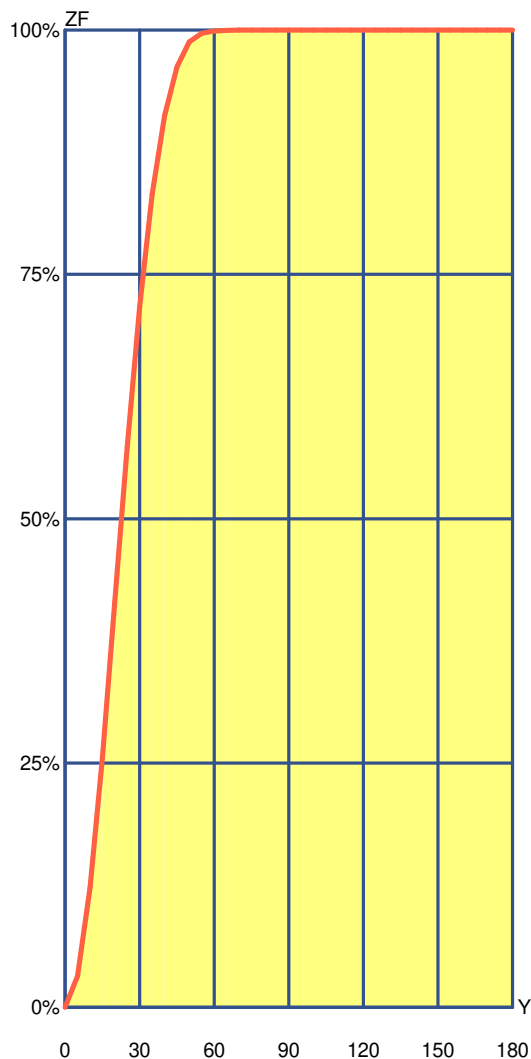
Códigos de Flujo C.I.E.

93 100 100 100 100

C.I.E.
D DIN 5040
F UTE
B NBN
RN
BLF

-/-/-/-/-/-/-/-/-/-
A60
1.00 A
BZ 1
0.00000 %
1.0

LOR 100.00000 %
ULOR 0.00000 %
DLOR 100.00000 %
UFF 0.00000 %
DFF 100.00000 %
FFR 0.00000 %



Flujo Zonal				
Gamma °	Flujo	Suma lm	Flujo [%]	Suma [%]
0°	0.00	0.00	0.00%	0.00 %
5°	31.97	31.97	3.20 %	3.20 %
10°	90.61	122.58	9.06 %	12.26 %
15°	134.32	256.89	13.43 %	25.69 %
20°	157.05	413.95	15.71 %	41.39 %
25°	158.98	572.93	15.90 %	57.29 %
30°	144.13	717.05	14.41 %	71.71 %
35°	115.01	832.07	11.50 %	83.21 %
40°	80.35	912.41	8.03 %	91.24 %
45°	50.35	962.76	5.04 %	96.28 %
50°	25.23	987.99	2.52 %	98.80 %
55°	8.61	996.60	0.86 %	99.66 %
60°	2.34	998.94	0.23 %	99.89 %
65°	0.86	999.80	0.09 %	99.98 %
70°	0.20	1000.00	0.02 %	100.00 %
75°	0.00	1000.00	0.00 %	100.00 %
80°	0.00	1000.00	0.00 %	100.00 %
85°	0.00	1000.00	0.00 %	100.00 %
90°	0.00	1000.00	0.00 %	100.00 %
95°	0.00	1000.00	0.00 %	100.00 %
100°	0.00	1000.00	0.00 %	100.00 %
105°	0.00	1000.00	0.00 %	100.00 %
110°	0.00	1000.00	0.00 %	100.00 %
115°	0.00	1000.00	0.00 %	100.00 %
120°	0.00	1000.00	0.00 %	100.00 %
125°	0.00	1000.00	0.00 %	100.00 %
130°	0.00	1000.00	0.00 %	100.00 %
135°	0.00	1000.00	0.00 %	100.00 %
140°	0.00	1000.00	0.00 %	100.00 %
145°	0.00	1000.00	0.00 %	100.00 %
150°	0.00	1000.00	0.00 %	100.00 %
155°	0.00	1000.00	0.00 %	100.00 %
160°	0.00	1000.00	0.00 %	100.00 %
165°	0.00	1000.00	0.00 %	100.00 %
170°	0.00	1000.00	0.00 %	100.00 %
175°	0.00	1000.00	0.00 %	100.00 %
180°	0.00	1000.00	0.00 %	100.00 %

Luminaire

Code 1728XX (3000K)

Name 1728 (3000K)

Measurem.

Code 1728XX (3000K)

Name 1728 (3000K)

Luminaire Flux	591 lm	Luminaire Power	13.6 W	Efficacy	43.459 lm/W	Efficiency	100.00%
Source Flux	591 lm	Maximum value	1355.52 cd/klm	Position	C=0.00 G=0.00	CG	Double Symmetrical

Isolux (Floor)

Luminaire position X=0.00m Y=0.00m Z=2.50m

